



Volition



Circulating Nucleosomes as potential prognostic markers for COVID 19 disease severity



Messe
Düsseldorf

Purpose-built,
state of the art,
~20,000 square ft
Research and
Development facility
in Belgium.





Volition

Nu.Q™ -Triage – Risk stratification



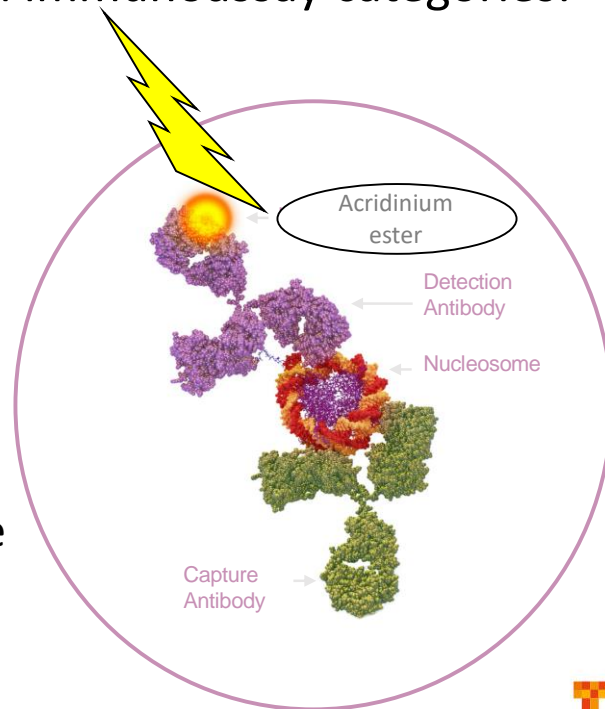
- Colorectal cancer
- Lung cancer
- Haematological Cancer
- **COVID-19**



Nu.Q™ blood biomarker pipeline falls into 4 main immunoassay categories:

1. Nu.Q™ -X specific DNA modifications
2. Nu.Q™ -V histone variants
3. Nu.Q™ -M histone modifications
4. Nu.Q™ -A nucleosome-protein adducts

Each assay identifies a specific nucleosome feature



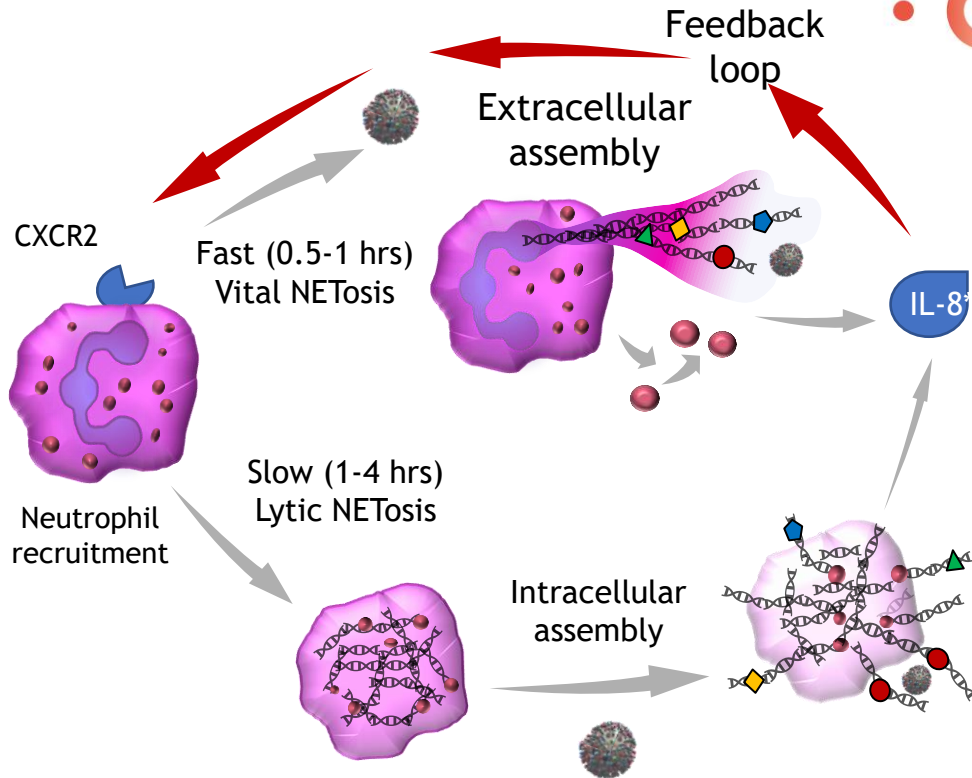





Volition

Increased NETosis in COVID-19



- Rapid innate immune response
- Bystander effect – e.g. ARDS
- Hypercoagulation
- Capture of CD4+/CD8+ T cells
- Sepsis like multi organ failure



 Toxic histones;
  Oxidising enzymes;
  Neutrophil Elastase





Volition

Trial Design and Preliminary Results

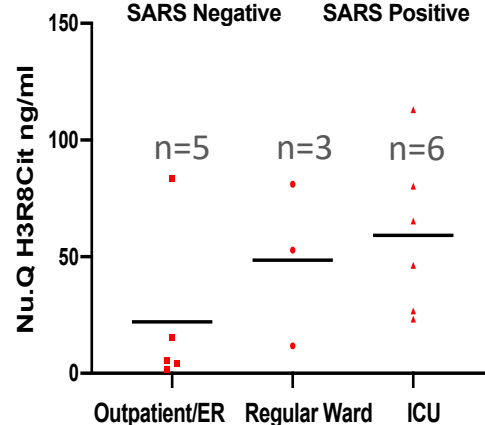
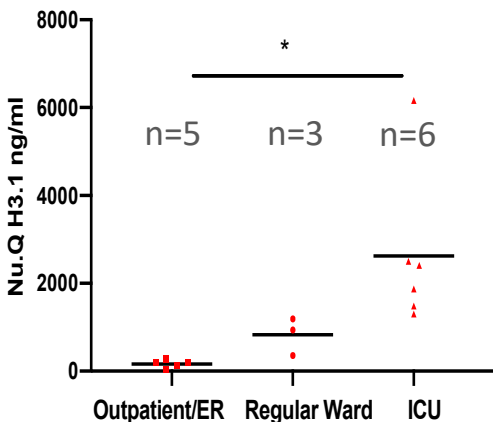
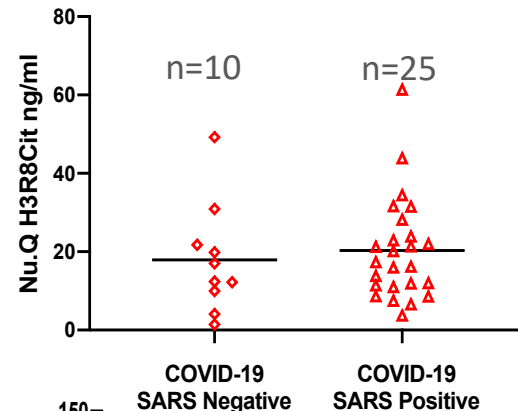
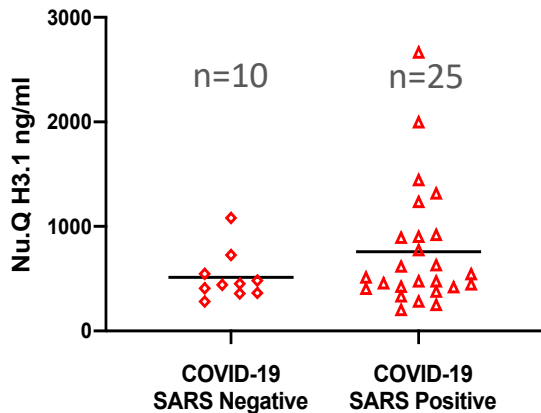


Nu.Q™ H 3.1 assay

- Viral budding
- Bystander effects
- Apoptotic T cells
- Apoptotic neutrophils

Nu.Q™ H3R8Cit assay

- NET specific





Volition

Next Steps



- Prognostic evaluation in retrospective cohorts (EU and UK)
- Prognostic evaluation in longitudinal cohort (EU and UK)
- CE marking EU
- FDA regulatory Trial (US)



Thank you for your interest in Volition

Mark Eccleston

Business Development Director

m.eccleston@volitionrx.com

www.Volitionrx.com

